

TURN in the ROAD

To turn the car around safely, using forward and reverse gears, so that it faces in the opposite direction



- 1 Stop a **normal parking distance** from the left kerb, car parallel, wheel straight
- 2 Make 1st full observations. If safe, creep forward. **Steer quickly to RIGHT lock**




- 3 When kerb appears under driver's door mirror, **start to straighten wheel**
- 4 **Stop car, with wheel straight**, when kerb points at driver's inside door handle



- 5 Secure car and select reverse. **Look left** along the road ...
- 6 ... and **look right** along the road



7




8

- 7 Make 2nd full observations. If safe, creep back. **Steer quickly to LEFT lock**
- 8 While reversing, look **mainly through rear windscreen** (over left shoulder)




9



10

- 9 Start straightening when left kerb cuts through **middle of rear pass. window**
- 10 Stop when kerb points to your **seatbelt outlet** (wheel is now straight, ideally)



11



12

- 11 Make 3rd full observations. If safe, move off slowly. **Steer to right**
- 12 Check **nothing is squeezing past** by the pavement or **overtaking**, and drive on

REMEMBER: if anyone will be affected by you moving, wait !